

HealthPass – User Guide



Quick Login • Digital Card • Temporary Approval for Card-Free Visits

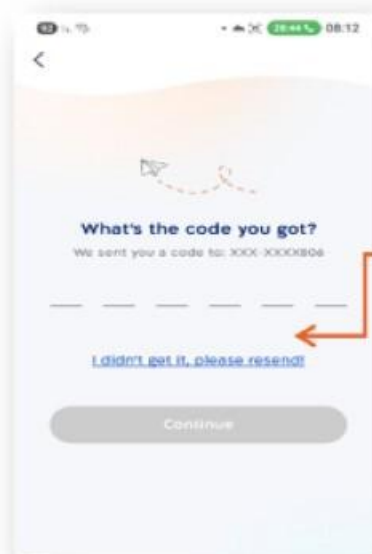
Foreign workers can use the HealthPass app to easily identify themselves and receive services even when a physical card is not available. The app is intended for personal use on a mobile phone.

Important: The app is available in English and supports Android and iPhone devices.



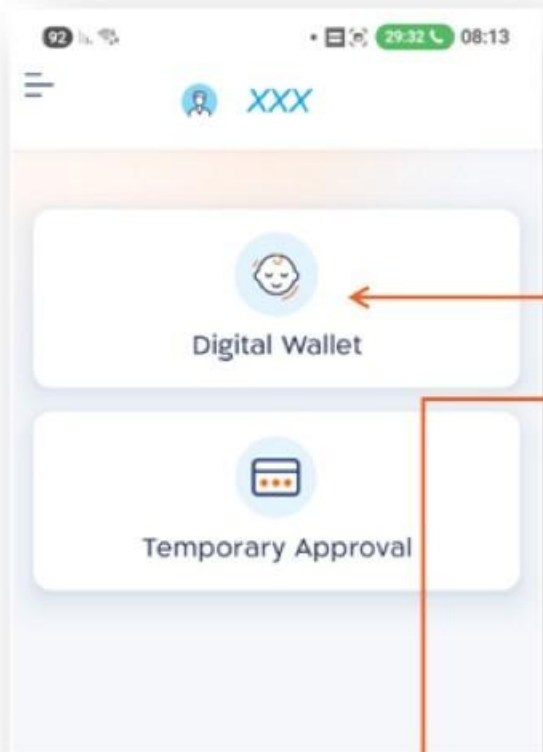
For future logins, you may choose "Smart Authentication" (Fingerprint / Face ID).

Identification Process
Log in to the app using the following details:
Passport Number
Date of Birth
Mobile Phone Number



On first login, a one-time SMS code is sent. Enter the 6-digit OTP code.

Adding a Card to the Digital Wallet



To add the card to Google Wallet / Apple Wallet

Tap Digital Wallet.
Select the wallet according to your device:
Google Wallet | iOS → Apple Wallet
Accept the terms and add the card.

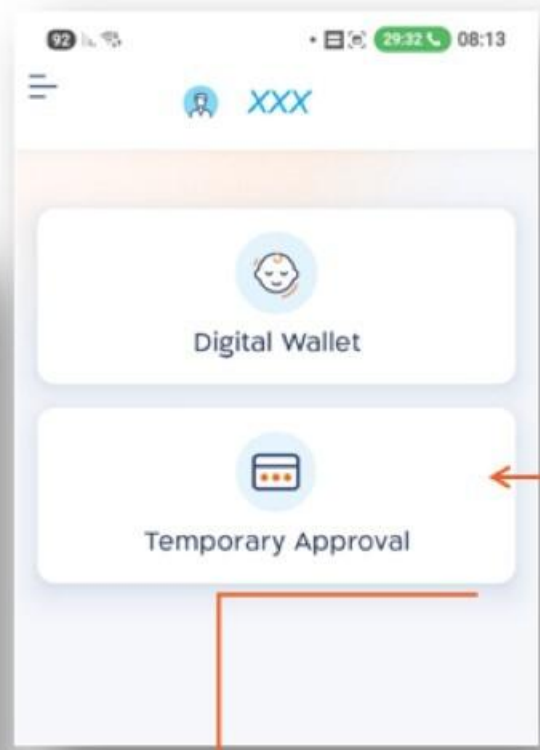
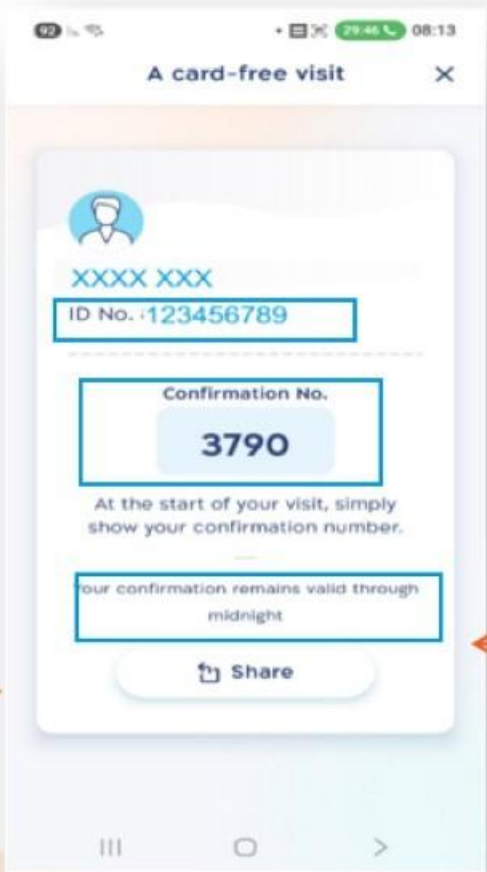
* On iPhone, a card that is already saved in the wallet cannot be added again.

Temporary Approval for Card-Free Visits

ID Number

Temporary Approval

Validity Period



Tap Temporary Approval.

The Card Free Visit screen will be displayed.

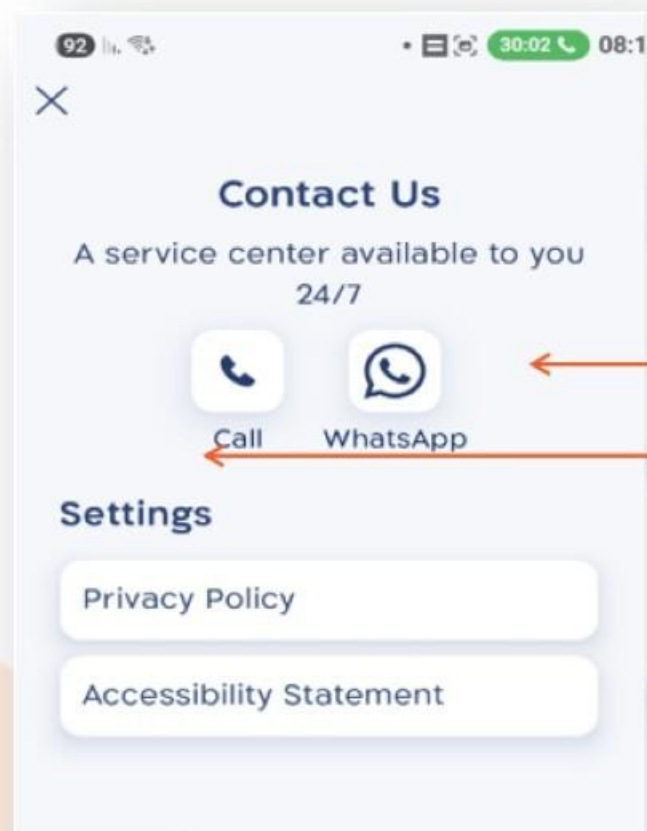
* Can be shared via WhatsApp or email.

Contact Us...

Need Help?

You can contact support through the dashboard or the settings screen.

Support channels:



053-950-3121



*3184

